

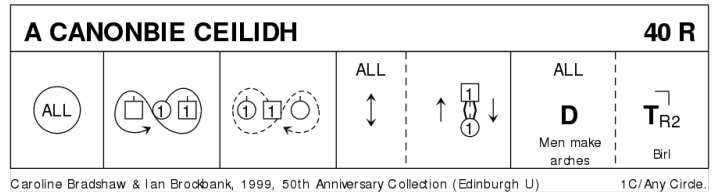
8.SCD-Weekend Chemnitz Welcome Dance

1 A CANONBIE CEILIDH R40 - 1C

Caroline Bradshaw / Ian Brockbank: 50th Anniversary Collection of Scottish Country Dances (1947-1997) [New Scotland] · Crib: E-cribs · Diagram: Keith Rose's Diagrams

Large circle round the room, M has P on his R

- 1-- All circle L and back
- 9-- All M Rsh Fig8 round P and the W to his L
- 17-- All W Lsh Fig8 round P and the M on her R
- 25-- With NHJ in large circle all A&R ; All advance NHJ | W swivel L and join BH with P, chasing him as he retires to smaller circle (M face in, W out)
- 33-- All C dance BtoB, men making arches
- 37-- All look R, join that new partner (with whom they just passed Rsh) and birl, finishing in the large circle.

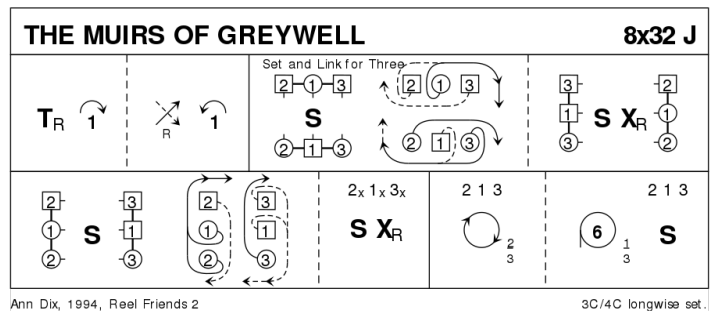


(Devisers' note: as originally published the M moved inside on [29-32]. Then they can't hold the arches for [33-36])

2 THE MUIRS OF GREYWELL J32 - 3/4L

Ann Dix: Reel Friends Book 2 · Crib: E-cribs · Diagram: Keith Rose's Diagrams

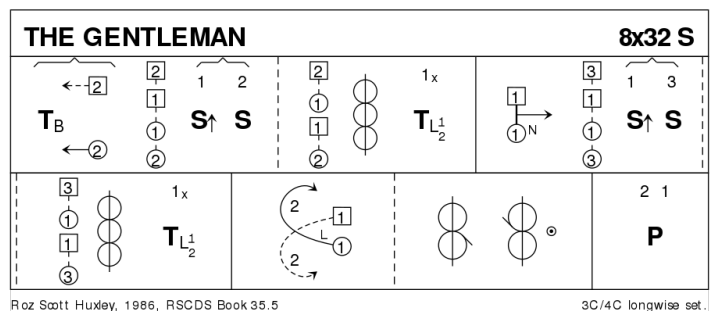
- 1-- 1c turn RH | cast (2c up) ; cross down RH | cast to 2plx (2,1,3)
- 9-- S&Link3 ; all set | cross RH
- 17-- S&Link3 ; all set | cross RH finishing facing out (2,1,3)
- 25-- All chase clw ; Circle6 (to 2,1,3) | all set



3 THE GENTLEMAN S32 - 3/4L

Roz Scott Huxley: RSCDS XXXV 5 · Crib: E-cribs · Diagram: Keith Rose's Diagrams

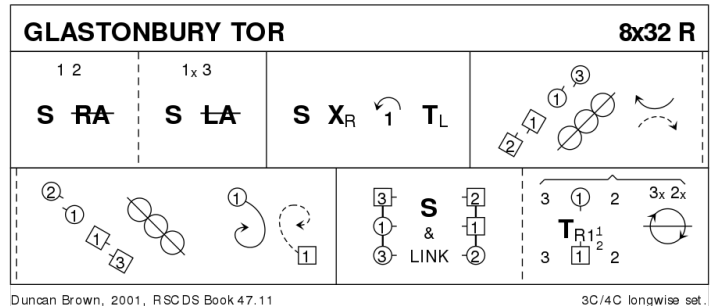
- 1-- 2c step up as 1c turn BH to face P between them in line4 across | 1c+2c set, 1c advancing and passing on the second step ; ½Reel4, at end 1c pass LH to face down NHJ
- 9-- 1c dance down to face P between 3c, repeat set and ½Reel4 with 3c, finish between 3c on own side LHJ
- 17-- 1c lead to top, cross and cast to 2plx ; ½Reels3 across, Rsh to 4cnr (W up, M dn) (to 2,1,3)
- 25-- 2c+1c Poussette.



4 GLASTONBURY TOR R32 · 3/4L

Duncan Brown: RSCDS XLVII 11 · Crib: E-cribs · Diagram: Keith Rose's Diagrams

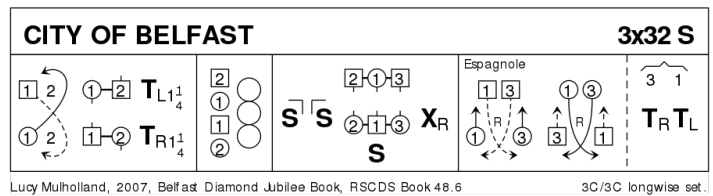
- 1- 1c+2c set | ½ RHA ; 1c+3c set | ½ LHA (2x,3x,1)
- 9- 1c set | cross RH ; cast up one (3c down) | turn LH to face 1cnr (pos)
- 17- ½ diag Reel4 with 1cnrs, pass Lsh ; ½ diag Reel4 with 2cnrs, 1c curve R into facing lines of 3 across, 1M at top, 1W at bottom
- 25- All S&Link3 ; 1c turn RH 1½ while{4} cnrs chase clw ½ round (2,1,3)



5 CITY OF BELFAST S32 · 3/3L

Lucy Mulholland: RSCDS XLVIII 6 · Crib: E-cribs · Diagram: Keith Rose's Diagrams

- 1- 1c ½ Fig8 round 2c ; 1c turn 2c EH 1¼ into line across, 1c in the middle
- 9- 1c+2c Reel4, finish 2c in 1pl and 1c (last pass is Lsh) facing 1cnr
- 17- 1c set to 1cnr | set to 2cnr, dancing R into sideline (2,1x,3) ; All set | 1c cross RH
- 25- 1c+3c Espagnole (2,3,1)

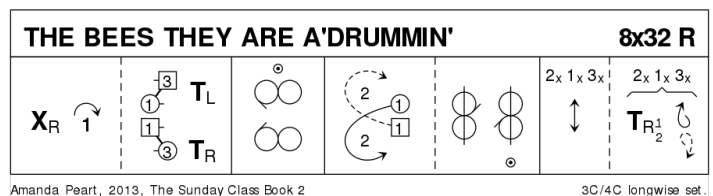


Espagnole: both W lead RHJ to M side, cross and cast back to exchanged places while Men cross to W side, lead RHJ back to M side crossing to exchanged places ; all turn P EH (2,1)

6 THE BEES THEY ARE A'DRUMMIN' R32 · 3/4L

Amanda Peart: The Sunday Class Dance Book 2 · Crib: MiniCribs · Diagram: Keith Rose's Diagrams

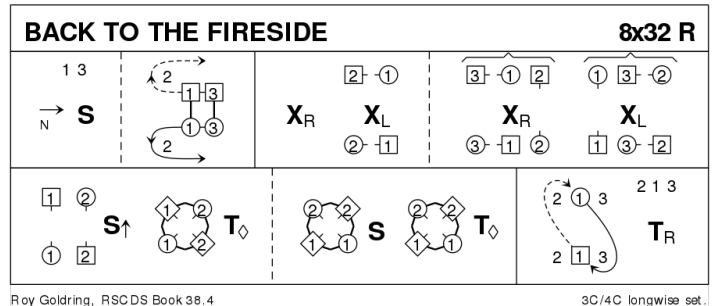
- 1-8 1s cross RH, cast (2s step up), meet in centre & turn 3s (1M+3L LH & 1L+3M RH) finishing in centre facing up 2 (1) 3
- 9-16 2s+1s+3s dance reflection (mirror) reels of 3 on sides (1s up, 2s out/down, 3s out/up).
- 17-24 1s dance 1/2 Fig 8 round 2s & dance 1/2 reels of 3 across (1L+2s & 1M+3s, 1s passing 1st corner LSh). Finish all on opp sides (2) (1) (3)
- 25-32 2s+1s+3s Adv+Ret. 2s+1s+3s 1/2 turn partner RH, pull back RSh & dance out to own sides. 2 1 3



7 BACK TO THE FIRESIDE R32 · 3/4L

Roy Goldring: RSCDS XXXVIII 4 · Crib: E-cribs · Diagram: Keith Rose's Diagrams

- 1-- 3c followed by 1c dance down the middle | set ; dance up the middle, 1c cast off to 3pl **while**{2} 3c dance up to 1pl (3,2,1)
- 9-- »pick-up chain«, from below: 1c cross RH, 1c+2c change places LH ; 1c+3c change places RH **while**{2} 2c cross RH ; 1c cross LH **while**{2} 3c+2c change places LH (to 1, 2x, 3)
- 17-- 1c+2c set advancing to join NH in a circle | releasing hands, 1c+2c Petronella one place R ; Set NHJ | repeat petronella, to sidelines (2,1x,3)
- 25-- 1c ½ Fig8 L (W up, M down) ; All turn RH (2,1,3)

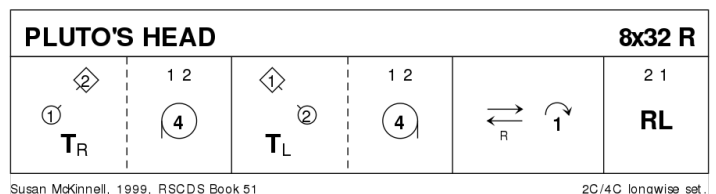


8 BREAK

9 PLUTO'S HEAD R32 · 2/4L

Sue McKinnell: RSCDS LI 10 · Crib: E-cribs · Diagram: Keith Rose's Diagrams

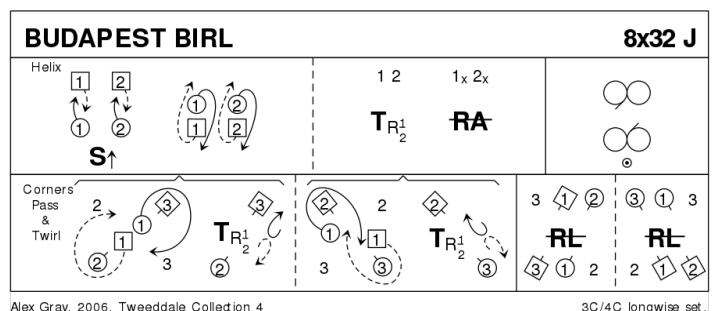
- 1-- 1M+2W turn RH ; 1c+2c Circle4 L
- 9-- 1W+2M turn LH ; 1c+2c Circle4 R
- 17-- 1c dance down {3}, turn and dance up {3} | cast one (2c up)
- 25-- 2c+1c R&L



10 BUDAPEST BIRL J32 · 3/4L

Alex Gray: Tweeddale Collection, Volume 4 · Crib: E-cribs · Diagram: Keith Rose's Diagrams

- 1-- 1c+2c »The Helix« [set passing Rsh | cast R to own place ; turn P RH ½ | ½ RHA] (2,1,3)
- 9-- Reels3 on sidelines, 1c Rsh to 3cnrs, finishing facing 1cnrs
- 17-- 1c+1cnrs pass, cnrs turn RH ½, face and cast away to exchanged places as 1c meet and pass Rsh ; repeat with 2cnrs (to 3x,1,2x)
- 25-- Diagonal R&L (2,1,3)



11 FIFTY ROSES FOR EVA S32 · 3/4L

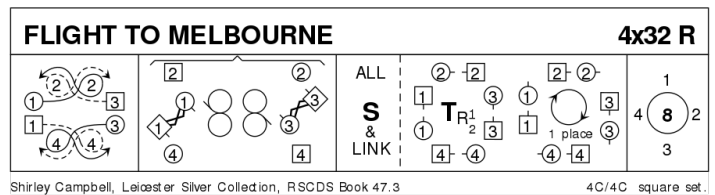
Geraldine & Holger Schuckelt: *Borderland Dances* · Crib: *SCDDB Contributed Cribbs & Diagrams*

- 1- 1c cross R | 1c+2c ½ turn "obvious" H ; 2c+1c ½ double fig 8 (2c dance out&down, 1c cross up) [to 213]
- 9- Mirror reels of 3 on sides (1c in and down; give NH where possible)
- 17-20 1c+3c dance round clockwise towards centre, pull RS back to twirl, and dance out to fin diag opp from starting posn [2x,3x,1x]
- 21-24 All set | all ½ turn BH to own sides [231]
- 25- 3c+1c dance Rose progression [to 213]

12 FLIGHT TO MELBOURNE R32 · 4S

Shirley Campbell: *RSCDS XLVII 3* · Crib: *E-cribs* · Diagram: *Keith Rose's Diagrams*

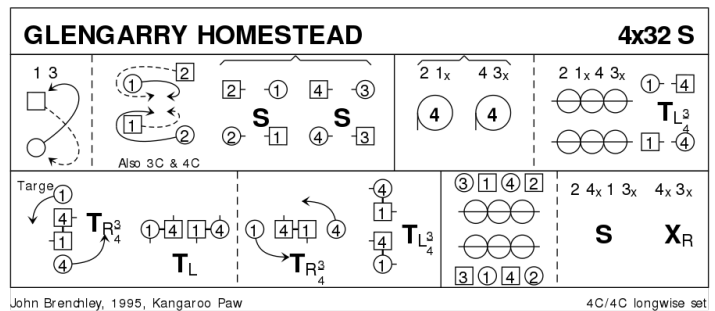
- 1- 1M+3W (and 1W+3M) Fig 8 round 2c (4c) (W crossing in front of M), to own places
- 9- 1c & 3c in promhold Rsh Reels3 across with the nearest members of 2c & 4c, to places.
- 17- All C S&Link (to face P) ; turn RH ½ | chase 1 place clw. (4,1,2,3)
- 25- All Circle8 and back (4,1,2,3)



13 THE GLENGARRY HOMESTEAD S32 · 4/4L

John Brenchley: *The Kangaroo Paw* · Crib: *E-cribs* · Diagram: *Keith Rose's Diagrams*

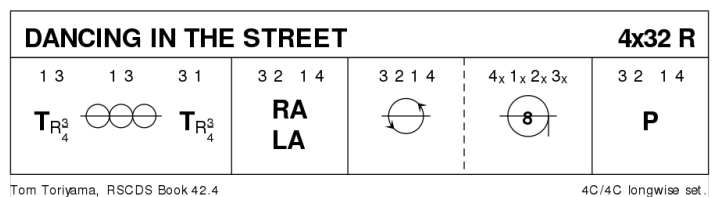
- 1-- 1c ½ Fig8 with 2c while{} 3c ½ Fig8 with 4c ; 1c&3c dance down one and turn inwards to face up NHJ while{} 2c&4c dance up one on sidelines, turn inwards to face down NHJ | All set
- 9-- 2c+1c & 4c+3c Circle4 to L ; ½ Reels4 on sidelines, on [15-16] 1c+4c turn LH ¾ to finish in line across, W in centre, ready for
- 17-- 1c+4c The Targe: W turn RH ¾ as M chase cclw ¼ onto midline | W+M turn LH ; repeat [17-20] to finish on sidelines (3x,1,4x,2)
- 25-- ½ Reels4 on sidelines ; All set | 4c&3c cross RH (2,4,1,3)



14 DANCING IN THE STREET R32 · 4/4L

Tom Toriyama: *RSCDS XLII 4* · Crib: *E-cribs* · Diagram: *Keith Rose's Diagrams*

- 1- 1c+3c turn P RH ¾ | ½ Reel4 on midline | turn P RH ¾ (3,2,1,4)
- 9- 3c+2c & 1c+4c RHA ; LHA, stay facing cclw
- 17- All chase cclw half round the set into ; Half Circle8 R, finish for
- 25- 3c+2c & 1c+4c Poussette (2,3,4,1)

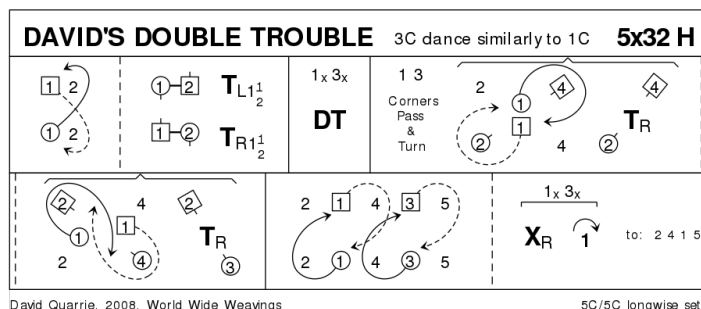


15 DAVID'S DOUBLE TROUBLE

R32 · 5/5L

David Quarrie: World Wide Weavings · Crib: E-cribs · Diagram: Keith Rose's Diagrams

- 1- 1c+3c ½ Fig8 down ; 1c+2c & 3c+4c
1½ mirror turns on sideline EH (1c+3c
start inwards) into
- 9- 2c+1c+4c+3c+5c Double DTr, finish
facing 1cnr
- 17- 1c & 3c with 1cnrs pass and turn ;
repeat with 2cnrs, and face out own
side (2,1,4,3,5)
- 25- 1c & 3c cast R round 3cnr, cross in
diagonally to opposite side (1W & 3 M
pass Rsh) (2,1x,4,3x,5) ; cross RH | cast off (4c+5c up) (2,4,1,5,3)



David Quarrie, 2008, World Wide Weavings

5C/5C longwise set.